

Welcome to this tutorial which will get you flying around our music and sound effects catalogue in no time at all, using our flexible search system. While it's been designed to be extremely user-friendly and immediate, there are some useful tips and tricks in here which may give you an insight into how the database is organised and hence speed up your searching.

Too many times users are frustrated by inadequate search facilities on music download sites. Providers don't recognise the fact that each piece could fall within a number of different music styles, or be described by more than just one mood. And then there are the endless menus full of keywords, many of which mean the same thing - how can they expect you to read through them all with a deadline fast approaching?

One of the major challenges in creating this royalty free music site was to devise a new search system that would resolve all these issues, making it easier to pull meaningful results from the huge database of music tracks and with a lot more flexibility in the way you conduct your search. As always, don't hesitate to contact us if you need assistance and do let us know of any further improvements you would like to see on our website.

Happy listening!

2b Royalty Free





Searching - The Basics

(NB: All screenshots were taken from Safari on the Mac and may appear slightly differently in other browsers and platforms)

The Results Area:

When the site opens, click on Downloads to navigate to our online music and sound effects catalogue. All of the tracks in our music database will be listed here, with the total number of pages displayed at the bottom of these results.

As shown in the screenshot below, each entry displays all the important information including the track title, composer, tempo, duration, price, description, edit type (30 second, Loop, Ident etc.) and whether the track is also available on a physical CD album or is available 'online only'.

Title	Composer	Tempo	Duration	Price	Buy
20's Bash	Colin Willsher (PRS)	106 bpm	2:29	£17.00	
A 1920's style jazz/big band piece featuring live brass. It's a lively, toe-tapping number similar to the Charleston, with a strong melody and solo sections for trumpet and saxophone.					
From Album: ~Online Only Tracks Edit Type: _Standard Track (2-5 min)					
  					

Some titles have a suffix which helps to differentiate between the main versions and other edit types such as: _30, _60, _Lp (Loop), _St (Sting) and _Pk (Loop and Sting Packs).

A number of other attributes are stored with each track but hidden from view to keep things tidy. These include the most typical applications for the track (the Project Type), up to four Music Styles (allowing for crossover tracks such as Easy Listening, Country, Romantic, Pop), the main instruments and ensemble type featured, up to four Moods and the tempo band (ie. Slow or Upbeat). By clicking on the track title you can view a further page where all of these attributes are displayed. More on this later...

At the top of the search area, are the column headers (Title, Composer, Tempo, Duration and Price). Clicking on one of these headers re-orders the track listing accordingly. Clicking the same header twice then reverses the order, so it's a simple task to tempo-match your results, find the cheapest version of a track or the longest edit available.

The Search Filters:

Of course you don't want to be scrolling through hundreds of pages of music to find what you want and that's where the Search Filters come in. You could dive straight in and select a number of classifications for your search but for guaranteed results it's best to apply the filters one at a time - then if you go too far and find yourself with no results it's easy to take a step backwards.

You don't have to use all of the menus or apply them in any particular order. So start by considering the most important criteria for your music. It may be that you are only interested in 60 second edits, or you particularly want a heavy rock track. Make your selection from the appropriate menu and click on the Search button. The tracks will immediately be filtered to include only those tracks you want to see.

Add further filters one at a time until you are left with a manageable number of tracks to audition. You can sort the results by clicking one of the column headers and navigate through the pages using the page links at the bottom of the results area.



The screenshot shows a vertical sidebar titled "Music Search". It contains several dropdown menus for filtering: "Any Project", "Any Music Style", "Any Instrument", "Any Mood", "Any Edit Type", "Any Album", "Any Composer", and "Any Tempo". Below these is a "Keywords" section with a text input field. At the bottom of the sidebar are three buttons: "Search", "Reset Filters", and "Help ?".

Searching - The Basics (continued)

Keyword Search:

As mentioned earlier, our aim has always been to provide the most relevant results through our search engine, so for a long time we omitted a keyword search option, due to the fact that it turns into a guessing game for the user. For instance, if I enter 'Happy' as a keyword but instead the relevant tracks are flagged as 'Joyful', I will be missing out on hearing useful tracks and will often get the dreaded 'Sorry, no records found' message. So we waited until we had over 1500 tracks available on the site. With so many descriptions and attributes available it is now much less likely that no useful results will be found.

You might think that implementing a keyword search is a straightforward process but a great deal of tweaking and testing is involved in getting it to produce meaningful results. The following will explain how ours works to help you to get the best out of it:

Keyword Search Rules:

- Every field is searched for your keywords. Including all the drop down menus, plus the track titles and descriptive text.
- ALL keywords must be matched: Ours is a very strict query which tries to ensure only the most relevant results are returned. So typing 'Flute Piano' will only return tracks with Flute AND piano in the attributes, titles or descriptions. As opposed to a mixture of tracks featuring Flute OR Piano.
- Keywords work in conjunction with the drop down menus and again, the tracks that are returned must match ALL of your menu selections and keywords.
- Keyphrases may be entered by using double quotes: This is really useful for finding exact phrase matches. It might be a track title that you had seen before or a specific music style such as Big Beat. By entering 'Big Beat' without double quotes you would find all tracks with both 'Big' and 'Beat' in the attributes, title or description but by putting the phrase into double quotes (i.e. "Big Beat"), you will only get tracks labelled with that exact term.

Things to be careful of when entering keywords:

- Entering only part of a word still creates a match: So 'Bass' will match 'Bassoon'. It's just an unavoidable side-effect of the English language!
- Many words of 1,2 or 3 characters will be ignored unless they appear in Quotations: This is to reduce poor quality results. An example would be the word 'Or', which would otherwise return every track with the words 'Corporate', 'History', 'Short', 'Accordian' etc. A query on the words 'Do It' would mean that both words are ignored and therefore no filtering will be applied. To locate the track of that title it's important to use double quotes (i.e. "Do It").

'No Records Found' - What do I do now?

- Remove one or more menu selections. (Note that everything remains in the display, so you can see exactly what your last search was for).
- Remove one or more keywords. (Remember that by using only the menu selections you eliminate the guesswork in finding words which match those in our database).
- Broaden your search terms by using more common synonyms ('Happy' instead of 'Elated') or reducing to the basic form of a word ('Suspense' instead of 'Suspenseful')

Track Pages

Clicking on a track title will take you to a Track Page where lots of useful information is displayed.

The screenshot shows a track page with the following details:

- Do It** (Track Title)
- Price**: £20.00
- Buy:** (Shopping Cart Icon)
- Full Track Duration:** 4:01
- Track Description:** Energetic, jazzy dance track with retro hits and one crazy trumpet player.
- Composer (Affiliation):** Colin Willsher (PRS) - [More by this Composer](#)
- Tempo:** 128 bpm - [More tracks at this Tempo](#)
- From Album:** ~Online Only Tracks - [More tracks on this Album](#)

Track Attributes: (Click the headings for more Royalty Free tracks of that type)

Project Type:	Instrumentation:
Action & Sports	~Electronic Group
Art, Design & Fashion	Piano
Children & Comedy	Trumpet
Corporate & Presentation	
Moods:	Music Style:
Energetic	Dance / House / Techno
Fun	Comedy
Groovy	Children's
Bright	Pop / Disco / Funk
Edit Type:	
Standard Track (2-5 min)	
Tempo Group:	
2. Upbeat (120-150 bpm)	

Bookmark this page **Share this page via:**

Icons for social media sharing: Twitter, YouTube, Facebook, LinkedIn, Email, Print.

At the top you will find the track title, audio preview player, price and a Buy button to add that track to your shopping cart.

Below this are track details including duration, description, composer, tempo and album title. We have provided handy links here, so that you can access 'more tracks by this composer', 'more at this tempo' or 'more on this album'.

Then come the Track Attributes. This lets you view exactly how the track has been described in the database and relates directly to the menu options in the search filter. Clicking on any of the attributes activates a search based on that selection, making it easy to find more tracks in that genre or of that mood.

At the bottom of every Track Page we have provided useful bookmarking facilities, so that you can easily come back to your favourite tracks, refer a client to them, or store and share them using your favourite social bookmarking website.

Music Search - Tips and Tricks

Familiarising yourself with how the Search Filters are organised can prove a real time-saver and enable you to search more creatively and productively for the perfect music track. Here are some hot tips which we think you will find useful:

Think Twice: The Project menu calls those tracks which are typically suited to a particular project type. But while a selection of Feature Film will predictably call up a range of epic cinematic scores, perhaps the selection Action & Sports would better describe your style of film? Likewise, there is no selection for Animation, simply because that category could envelop so many of the other styles: Children, Animals, Art, Drama etc.

Other Options in the Music Style Menu: The Music Style menu also allows searches for Solo/Featured Instruments, Sound Effects, Soundalikes and Well Known Tunes, followed by World Music (listed alphabetically by country and continent) and then the full range of available music genres. Very similar styles have been grouped together to streamline this diverse list and make navigation easier.

Other Options in the Instrument Menu: The Instrument filter gathers the most prominent instruments in each composition but also includes options to specify the size of the ensemble (ie. particularly large, small or solo), or the style of group (Orchestra, Jazz Band, Ethnic Group etc.). So now you can combine searches for Music Style: Classical/Orchestral, Instrument: Solo or Music Style: Corporate, Instrument: Orchestra.

Searching for Solo Performances: While the Music Style menu has an option to search for Solo/Featured Instruments this will also display non-solo tracks which feature an instrument heavily - such as the electric guitar in many rock tracks. To specify only true solo performances, choose the Solo Instrument option from the Instrument menu and enter your preferred instrument in the Keyword search.

About Moods: We've described each of our tracks with up to four moods, so you may find the same track under Atmospheric, Dark, Investigative and Suspenseful which is exactly how it should be. And yet we've kept the selection menu concise and easy to use by avoiding duplicate entries such as Happy, Joyous, Cheerful and Positive etc. And covered them with just one - Positive in this case.

Hiding Unwanted Edits: The Edit Type menu allows you to view only one edit type and hide all the others which may be hindering your browsing of the results. This is a really useful feature but if you do want to find all those additional edits don't forget to remove this filter.


Don't Miss A Thing: Conversely, enabling the Edit Type menu to view Standard Tracks (2-5 mins) is great for hiding those short unwanted edits but if the track duration isn't critical to you, you may find that you have excluded the perfect track that was 1 minute 59 seconds.

Layers & Drones and 'Soundtrack Tools': Within the Edit Type menu you will find a selection for Layers & Drones. These are our very own Soundtrack Tools tracks which have been designed to layer on top of each other and fit musically, so that you can construct your own music-to-picture sound beds. Another tutorial covers the use of these elements which you can also layer with Rhythmic Beds and other sound effects and hits. To locate all the available Soundtrack Tools go to the Project menu where you can make that selection.

Track Listings for Physical Albums: If one of the physical CD collections (available from the CDs & Products page) is of interest to you but you want more than the accompanying preview track to convince you, come to the Downloads page and choose from the Album menu. This will call-up all of the tracks from that album ready for individual auditioning. Just make sure that no other filters have been activated, so you can see the full list.

Tempo-Matching Tracks: You can search for general track speeds by using the Tempo menu. But the selections there each cover a range of different tempos. What if you want to precisely tempo-match several tracks in order to crossfade smoothly between them, or layer a number of individual rhythmic elements? A simple click on the Tempo column header (top of the results area) will order the tracks by their bpm (Beats Per Minute) value. Two clicks will reverse that order, making the job very easy indeed. Remember, you can also mix tempos that are double the speed - so 70 bpm will still play nicely with 140 bpm, provided they share the same feel or groove.

NEW: Now you can search for bpm values using the Keyword text box. Just enter the value you are looking for, followed by 'bpm' with no space between the two. For example: 110bpm. This will find all tracks of that tempo.



Contact Information

Please do not hesitate to contact us for further information and advice regarding the purchase and/or use of our music:

E-Mail: info@2b-royaltyfree.com
Tel: +44 (0)23 8070 1682

Visit our website for the latest news:
www.2b-royaltyfree.com